



**Professional
Photography Course |
3-Month Program**

Photography Course

Enroll Now!
course.studioinohuse.com
+91 9810135462



STUDIO 
inHOUSE
P R O D U C T I O N S


Our Vision

"To empower a new generation of photographers who don't just take pictures, but tell stories that move the world.

We envision a creative community where technical mastery meets artistic courage, and every student finds their unique visual voice.

Through immersive education and real-world practice, we're redefining what it means to see – and share – the extraordinary in the ordinary."

- **"To become the most trusted launchpad for photographic careers, where 90% of graduates shoot professionally within a year."**



Why Register

A long tradition of academic excellence and leadership.

A commitment to providing the highest quality of learning to all.

A catalogue of impact-driven educational programs.

Our Program

"LEARN BY DOING"

- 2-4 live shooting sessions with professional models and real-world locations
- Immediate instructor feedback to correct mistakes in real time

"FROM BASICS TO BUSINESS"

- Master technical skills and artistic storytelling
- Includes marketing training to monetize your craft (3-month program)

"PORTFOLIO-FIRST APPROACH"

- Graduate with 15+ polished images curated for clients or exhibitions
- Lifetime access to course materials for skill refreshers



"What You'll Learn"

Course Overview:

Our photography course is designed to take you from beginner to advanced levels, whether you're using a DSLR, mirrorless camera, or even a smartphone. You'll master technical skills, creative composition, lighting, and post-processing, all while building a portfolio that reflects your unique style.

WHY THIS COURSE?

LEARN FROM ACTIVE PROFESSIONALS

🏢 15+ Years Production House Legacy

- Direct training from a team that shoots for real clients
- Industry connections & potential work referrals
-

LEARN BY DOING

📷 Live Client-Grade Shoots

- Practice in real studio/on-location setups
-

FROM BASICS TO BUSINESS

💰 Monetization Training

- How we price client projects (transparent breakdowns)
- Freelance vs agency work insights

PORTFOLIO-FIRST APPROACH

- 🎯 Graduate with a Client-Ready Portfolio
images curated to industry standards



Key Modules

1. Foundations of Photography

Master the basics of camera settings, exposure, and composition. Build a strong technical foundation to capture stunning images.

2. Intermediate Techniques

Explore lenses, depth of field, and genre-specific photography. Elevate your skills with hands-on practice and creative challenges.

3. Advanced Skills

Dive into storytelling, studio lighting, and professional editing. Learn to create impactful images that stand out.

4. Live Shooting Sessions

Gain real-world experience with on-location and studio shoots. Receive expert feedback to refine your techniques.

5. Business Skills

Learn how to market your work, price your services, and build a photography business. Turn your passion into a profession.

6. Portfolio Development

Curate and present a professional portfolio that showcases your best work. Get tips on creating a standout portfolio for clients or exhibitions.



3-Month Photography Intensive

Pro to Advance





3-Month Photography Intensive




Month 1: Foundations of Photography (Master the Basics Like a Pro)



Week 1-2: Camera & Light Mastery

-  **Technical Deep Dive:**
 - **Aperture, shutter speed, ISO – full manual control.**
 - **RAW vs. JPEG – when and why to use each.**
 - **Focus modes (single vs. continuous, back-button focus).**
-  **Lighting Essentials:**
 - **Natural light: Golden hour, overcast, harsh sunlight.**
 - **Reflectors & diffusers – how to shape light.**



Week 3-4: Composition & Storytelling



Framing & Aesthetics:

-
-
- **Rule of thirds, leading lines, symmetry, negative space.**

- **Color theory – warm vs. cool tones, mood creation.**



- **Assignment: "5-Story Frame" – Tell a story in 5 images.**




- **Live Shoot 1: "Urban Portraits" – Practice natural light & posing.**
-





Month 2: Intermediate Skills & Specialization (Develop Your Unique Style)





Week 5-6: Gear & Lighting Control



Lenses & Depth of Field:

- Prime vs. zoom lenses – when to use each.
- Bokeh & foreground-background separation.



Artificial Lighting:

- - Speedlight basics (on-camera bounce, off-camera flash).
 - Low-light & night photography techniques.



Week 7-8: Genre Exploration



Choose Your Focus:

-  **Portraits: Posing, expression, client direction.**
-   **Street Photography: Candid moments, decisive timing.**
-  **Product Photography: Lighting setups, detail shots.**
-  **Live Shoot 2: "Studio Lighting Workshop" – Hands-on with strobes & softboxes.**

**Month 3: Advanced Techniques &
Professional Readiness (From Skills to
Business)**

Phase 3: Advanced (Weeks 9-12)

****Post-Production****

 **Lightroom workflow (culling, presets, batch editing)**

Final Project:

 **Curate 15-image portfolio with instructor feedback**

Includes:

- ✓ **live shoots**
- ✓ **Weekly Q&A sessions**
- ✓ **Printable cheat sheets (exposure triangle, composition rules)**



Phase 3: Advanced (Weeks 9-12)

Curate Your Best Work:

Select, edit, and sequence 15 portfolio-worthy images.

Monetization Basics:

Pricing your work (hourly vs. project rates).

Social media branding (Instagram, website tips).

Where to find clients (freelance platforms, local gigs).



Phase 3: Advanced (Weeks 9-12)

- **Core Modules: VideoGraphy**
- **Camera settings for video (fps, shutter speed, ISO)**
- **Stabilization techniques (tripod/gimbal/handheld)**
- **Cinematic framing & composition rules**
- **Lighting setups (natural/3-point/DIY solutions)**
- **Audio recording (lav mics/wind reduction/syncing)**
- **Premiere Pro editing basics (cuts/transitions/timeline)**
- **Color correction & grading (Lumetri sliders/presets)**
- **B-roll sequencing & storytelling**
- **Social media formats (Reels/Shorts/TikTok specs)**
- **Export settings (H.264/H.265 for web/mobile)**
-




Essential Professional Skills:

-  **Portfolio Building: How to select/edit your best 15 images for client pitches**
 -  **Social Media Basics: Instagram setup for photographers, hashtag strategies**
 -  **Freelance Starter Guide: Where to find gigs (local events, stock sites)**
- Bonus: List of beginner-friendly platforms (Upwork, Fiverr)**



Phase 1: Core Skills

Expanded Foundations:



Zone System for perfect exposure



Advanced posing techniques (portrait track)

Live Shoot 2:



Night photography (light trails/low-light handling)




Phase 2: Specialization

Choose Your Path:

- **A. Portrait Pro: Studio lighting setups, client psychology**
- **B. Commercial: Product staging, artificial light control**
- **C. Documentary: Ethical storytelling, editing for impact**

Software Deep Dive:

-  **Photoshop retouching (skin smoothing, object removal)**



Phase 3: Business Launch

Monetization Training:

- 💰 Pricing strategies (per hour vs. per project)
- 📱 Social media branding (Instagram SEO, portfolio websites)

Capstone Deliverables:

- 🖨️ Printed portfolio book (30 images)
- 🤝 Mock client project with feedback

Includes:

- ✓ live shoots (studio + on-location)
- ✓ 3 one-on-one mentor sessions
- ✓ Lifetime access to course updates



Advanced Professional Development:



Business Toolkit:

Contract templates + negotiation scripts
Pricing matrices (per hour vs. project rates)




Marketing Mastery:

SEO for photographer websites
Email pitching to brands/agencies



Industry Readiness:

Mock client calls with feedback
Guest lectures from working pros



+ Bonus