

PHOTOGRAPHY & VIDEOGRAPHY *courses*

FOR ALL AGES

**Professional |
Photography & Videography Courses |
3 Month Program**

Enroll Now!
course.studioinhouse.com
+91 9810135462

Index

Welcome	3
Our Course	4
Professional Photography & Videography course	5
Key Modules	6
3-Month Photography Intensive	7
6 Reasons to Become a Photographer	15
6 Reasons to Study With Us	15
The Opportunities	16
About Studioinhouse	17

Welcome

Welcome to The Studioinhouse Institute's Course Prospectus!

Our Professional Digital Photography & Videography** course is available both online and offline. This flexibility allows you to study in a live studio setting or from the comfort of your home, at your own convenience and pace.

Our professional courses have become the favored choice for learners globally. The Photography & Videography Institute has crafted a unique learning platform along with innovative courses to equip you with everything necessary for your success.

You will receive

- Essential skills and knowledge needed to thrive as a photographer and videographer, whether as a primary career or an exciting new venture.
- Comprehensive support provided by your personal trainers and our dedicated student support team.
- Membership in our exclusive online community, tailored specifically for our students.
- Customized assessments and feedback on all your assignments, as well as your image and video submissions.
- Opportunities to participate in live shows and real projects.
- Support to launch your career with us

Throughout your course you will be assessed on your practical assignment work, exploring the technical and creative aspects of photography & videography. You will also have the ability to discuss topics with your trainer to ensure you understand all the core principles of photography & videography.

Furthermore, because we strongly believe in providing the best quality service and learning experience available online, we have partnered with a number of trainers from the industry to give you peace of mind and confidence in studying with us.

Our Program

Our Professional Photography & Videography course is available in both online and offline formats. It consists of thoroughly crafted modules for 3-month and 6-month durations, each offering relevant knowledge and skill-based assignments to enhance your learning experience.

"Learn by Doing"

- 2-4 live shooting sessions with professional models and real-world locations
- Immediate instructor feedback to correct mistakes in real time

"FROM BASICS TO BUSINESS"

- Master technical skills and artistic storytelling
- Includes marketing training to monetize your craft (3-month program)

"PORTFOLIO-FIRST APPROACH"

- Graduate with 15+ polished images curated for clients or exhibitions
- Lifetime access to course materials for skill refreshers

"What You'll Learn"

Our photography & videography course is designed to take you from beginner to advanced levels, whether you're using a DSLR, mirrorless camera, or even a smartphone. You'll master technical skills, creative composition, lighting techniques, AI technologies and post-processing, all while building a portfolio that reflects your unique style.

WHY THIS COURSE?

15+ Years Production House Legacy



**LEARN FROM
PROFESSIONALS**

- Direct training from a team that shoots for real clients
- Industry connections & potential work referral



LEARN BY DOING

- Live Client-Grade Shoots
- Practice in real studio/on-location setups



**LEARN FROM BASICS
TO BUSINESS**

- Monetization Training
- How we price client projects (transparent breakdowns)
- Freelance vs agency work insights



**PORTFOLIO-FIRST
APPROACH**

- Graduate with a Client-Ready Portfolio
- Images curated to industry standards

Key Modules

Foundation of Photography

Master camera settings, exposure & composition

Build a solid technical foundation

Capture stunning, professional-quality images

Intermediate Techniques

Explore lenses, depth of field & photography styles

Sharpen skills through hands-on practice

Tackle creative challenges to grow your vision

Advanced Skills

Learn storytelling, studio lighting & pro editing

Create impactful, standout visuals

Develop a strong narrative and visual style

Live Shooting Sessions

Gain real-world experience with studio & on-location shoots

Apply skills in professional environments

Get expert feedback to refine your techniques

Business Skills

Learn to market your work & price your services

Understand business models: freelance vs agency

Turn your passion into a thriving profession

Portfolio Development

Curate a professional, client-ready portfolio

Showcase your best work for clients or exhibitions

Get expert tips to make your portfolio stand out



3-Month Photography Intensive

Pro to Advance

Femora®

PHASE 1

Month 1 – Foundations of Photography



Week 1-2

Camera & Light Mastery

- ⚙️ Technical Deep Dive:
 - Aperture, shutter speed, ISO – full manual control.
 - RAW vs. JPEG – when and why to use each.
 - Focus modes (single vs. continuous, back-button focus).
 - ☀️ Lighting Essentials:
 - Natural light: Golden hour, overcast, harsh sunlight.
 - Reflectors & diffusers – how to shape light.
-



Week 3-4

Composition & Storytelling



Framing & Aesthetics:

- Rule of thirds, leading lines, symmetry, negative space.
- Color theory – warm vs. cool tones, mood creation.



Assignment: "5-Story Frame" – Tell a story in 5 images.





Live Shoot 1: "Urban Portraits" – Practice natural light & posing.

PHASE 2

Month 2 – Intermediate Skills & Specialization

Week 5–6





Gear & Lighting Control

-  Lenses & Depth of Field:
 - Prime vs. zoom lenses – when to use each.
 - Bokeh & foreground-background separation.
 -
 -  Artificial Lighting:
 - Speedlight basics (on-camera bounce, off-camera flash).
 - Low-light & night photography techniques.
-

Week 7–8

Genre Exploration

Choose Your Focus:



-  Portraits: Posing, expression, client direction.
-  Street Photography: Candid moments, decisive timing.
-  Product Photography: Lighting setups, detail shots.
-  Live Shoot 2: "Studio Lighting Workshop" – Hands-on with strobes & softboxes.

PHASE 3

Month 3 – Advanced Techniques & Professional Readiness

Week 9–10

Post-Production

-  Lightroom workflow (culling, presets, batch editing)
 - Final Project:
 -  Curate 15-image portfolio with instructor feedback
 - Includes:
 - ✓ live shoots
 - ✓ Weekly Q&A sessions
 - ✓ Printable cheat sheets (exposure triangle, composition rules)
 - 💰 Monetization Basics: How to get work
-

Week 10–12

Videography

- Core Modules: VideoGraphy
- Camera settings for video (fps, shutter speed, ISO)
- Stabilization techniques (tripod/gimbal/handheld)
- Cinematic framing & composition rules
- Lighting setups (natural/3-point/DIY solutions)
- Audio recording (lav mics/wind reduction/syncing)
- Premiere Pro editing basics (cuts/transitions/timeline)
- Color correction & grading (Lumetri sliders/presets)
- B-roll sequencing & storytelling
- Social media formats (Reels/Shorts/TikTok specs)
- Export settings (H.264/H.265 for web/mobile)

Essential Professional Skills

Portfolio Building

How to select/edit your best 15 images for client pitches

Social Media Basics

Instagram setup for photographers, hashtag strategies

Freelance Starter Guide

Where to find gigs (local events, stock sites)

Bonus

List of beginner-friendly platforms (Upwork, Fiverr)



Recap

For career starters or serious enthusiasts

PHASE 1

Core Skills

Expanded Foundations

- 🌐 Zone System for perfect exposure
- 💡 Advanced posing techniques (portrait track)

Live Shoot 2:

- 🌃 Night photography (light trails/low-light handling)

PHASE 2

Specialization

- A. Portrait Pro: Studio lighting setups, client psychology
- B. Commercial: Product staging, artificial light control
- C. Documentary: Ethical storytelling, editing for impact

Software Deep Dive: ✂️ Photoshop retouching
(skin smoothing, object removal)

PHASE 3

Monetization Training

- 💰 Pricing strategies (per hour vs. per project)
- 📱 Social media branding (Instagram SEO, portfolio websites)

Capstone Deliverables:

- 🖨️ Printed portfolio book (30 images)
- 🤝 Mock client project with feedback

Includes:

- ✓ live shoots (studio + on-location)
- ✓ 3 one-on-one mentor sessions
- ✓ Lifetime access to course updates

Advanced Professional Development

Business Toolkit

Contract templates + negotiation scripts

Pricing matrices (per hour vs. project rates)

Marketing Mastery

SEO for photographer websites

Email pitching to brands/agencies

Industry Readiness

Mock client calls with feedback

Guest lectures from working pros

6 Reasons to Become a Photographer or Videographer

1. Specialise in your passions and what interests you – there are no restrictions!
2. Be your own boss! Photographers & Videographers can enjoy a kind of independence that is not commonly experienced in other professions.
3. Work and make connections with people from all walks of life.
4. A hobby can become a career – you can turn any interest you have into profit by being published.
5. Enjoy the benefits of a well-paid career.
6. Contribute something meaningful to the world – from history-making documentation and art to cherished personal memories; photography & Videography is powerful

6 Reasons to Study With Us

1. No set start dates; you can enrol and get working on your assignments right away!
2. No assignment submission deadlines for online course; you can complete them in your own time and at your own pace!
3. Study from anywhere in the world – as long as you have access to the required equipment, a computer, and the internet.
4. 1:1 mentorship from a professional photographer and 24/7 Student Support
5. Easy monthly installment available
6. Meet fellow students via our exclusive student groups.

The Opportunities

Photography & Videography: A World of Opportunities Dedicated and passionate practitioners in photography and videography have endless possibilities at their fingertips. Almost anywhere you turn, you can find potential job openings for photographers and videographers, which also serve as great avenues for enthusiastic hobbyists.

Potential opportunities include:

- Metropolitan & Regional Newspapers
- Consumer & Trade Magazines
- Periodicals
- Websites
- Corporate Publications
- Weddings
- Portraiture
- Sporting Events
- Show Business & Entertainment
- Advertising
- Newsletters
- Brochures & Advertising
- Photo Libraries
- Offline & digital Magazine & Newspaper Photography
- Fashion Photography & Videography
- Travel & Resort Photography
- Newborn, Children & Family Photography & Videography
- Food & Beverage Photography & Videography
- Still Life & Product Photography & Videography
- Interior & Architectural Photography & Videography
- Glamour & Nude Photography & Videography
- Black & White Photography & Videography
- Films
- Advertisements

STUDIO

inHOUSE
P R O D U C T I O N S

Studioinhouse is a premier digital entertainment and production platform with cutting-edge studios in Gurgaon and Delhi. We offer a full suite of photography and videography services—including product, fashion, portfolio, corporate, music videos, and ad films—alongside professional courses and workshops for all age groups.

Our art and culture workshops span acting, dance, music, theatre, painting, storytelling, and creative writing, tailored for both adults and kids. We also provide certified training in photography, videography, editing, and content creation.

In addition, Studioinhouse offers end-to-end podcast production services—from scripting and recording to editing and distribution—empowering creators, educators, and brands to share their voice professionally.

We support talent and businesses with marketing services, including branding, social media strategy, content development, and campaign execution. Whether you're here to learn, perform, or promote, Studioinhouse is your creative launchpad.

Enroll Now!
course.studioinhouse.com
+91 9810135462